CONCRETE WALL REQUIREMENTS[1]

H	W	O-bars/dowels	P-bars
24"	39"	#4@13"	#4@8"
36"	48"	#4@13"	#4@8"
48"	60"	#4@13"	#4@8"

[1]Reference: Concrete Reinforcing Steel Institute

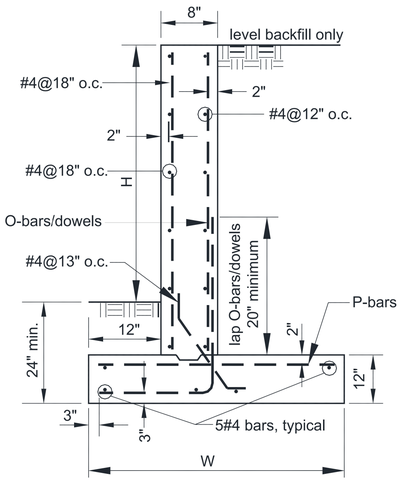

TYPICAL CONCRETE WALL SECTION

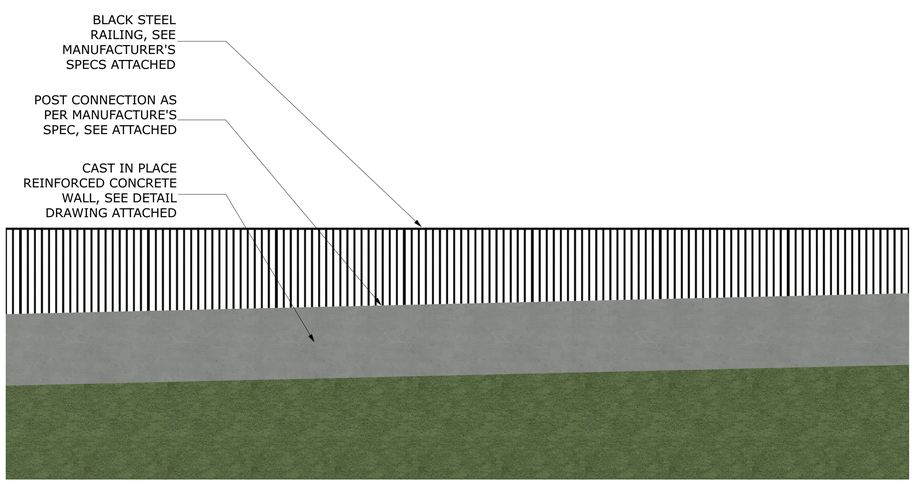

RETAINING WALL ELEVATION

FORTRESS™ — RAILING PRODUCTS —

FORTRESS RAILING PRODUCTS
1720 NORTH FIRST STREET
GARLAND, TX 75040
TOLL FREE: 1-866-323-4766
FAX: (972) 644-3720
www.fortressbp.com/railing

☑ SELECT DESIRED PICKET HEIGHT:

- ☐ 34" (863.6 MM)
- ☐ 40" (1016 MM)

☑ SELECT DESIRED POST LENGH:

- ☐ 39.5" (1003.3 MM)
- ☐ 45.5" (1155.7 MM)

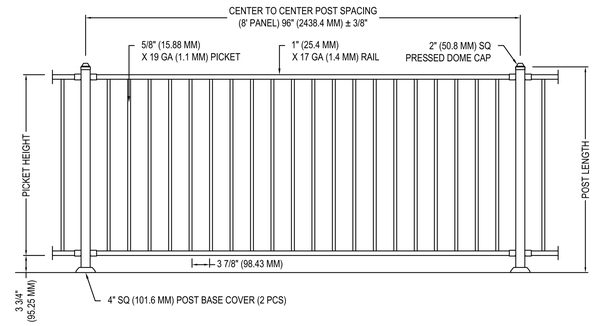

FRONT VIEW

NOTES:
1. INSTALLATION TO BE COMPLETED IN ACCORDANCE WITH MANUFACTURER'S SPECIFICATIONS.
2. NOTE TO ARCHITECT, SCALE DRAWING IN AUTOCAD MODEL SPACE.
3. THIS DRAWING IS INTENDED FOR USE BY ARCHITECTS, ENGINEERS, CONTRACTORS, CONSULTANTS AND DESIGN PROFESSIONALS FOR PLANNING PURPOSES ONLY. THIS DRAWING MAY NOT BE USED FOR CONSTRUCTION.
4. ALL INFORMATION CONTAINED HEREIN WAS CURRENT AT THE TIME OF DEVELOPMENT BUT MUST BE REVIEWED AND APPROVED BY THE PRODUCT MANUFACTURER TO BE CONSIDERED ACCURATE.
5. CONTRACTOR'S NOTE: FOR PRODUCT AND COMPANY INFORMATION VISIT www.CADdetails.com/info AND ENTER REFERENCE NUMBER 5171-005

FE26 IRON RAILING

FE26: 8' PANEL - RESIDENTIAL

5171-005 CADdetailsPLUS™ REVISION DATE 10/08/2020

PROTECTED BY COPYRIGHT ©2020 CADDETAILS.COM LTD. CADdetails.com



RETAINING WALL EXAMPLE

MC3 DESIGN

MC3 DESIGN

1775 TYSONS BLVD, 5TH FLR
MCLEAN, VA 22102

202.599.7779
JMCKENNA@MC3.DESIGN

DRAWN BY:
JOHN MCKENNA, AIA, NCARB
ARCHITECT
1775 TYSONS BLVD, 5TH FLR
MCLEAN, VA 22102

SEAL

CODE
2015 VIRGINIA
CONSTRUCTION CODE (IBC)

PROJECT
Retaining Wall Replacement
7184 Clifton Road
Clifton, VA 20124

REVISIONS

REVISION TABLE		
#	DATE	DESCRIPTION

SHEET TITLE
RETAINING WALL

SCALE
DATE 4/13/2022
SHEET NO.
A501